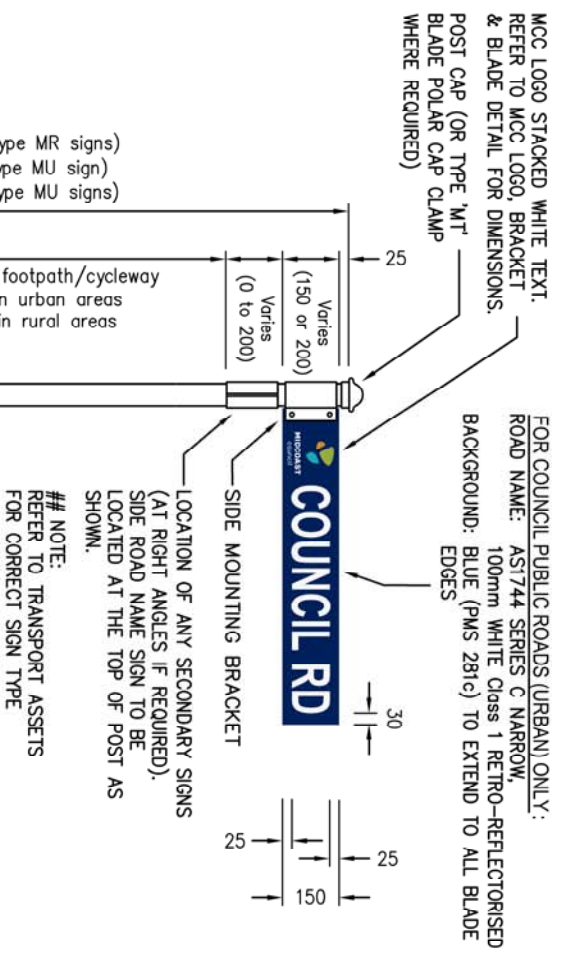
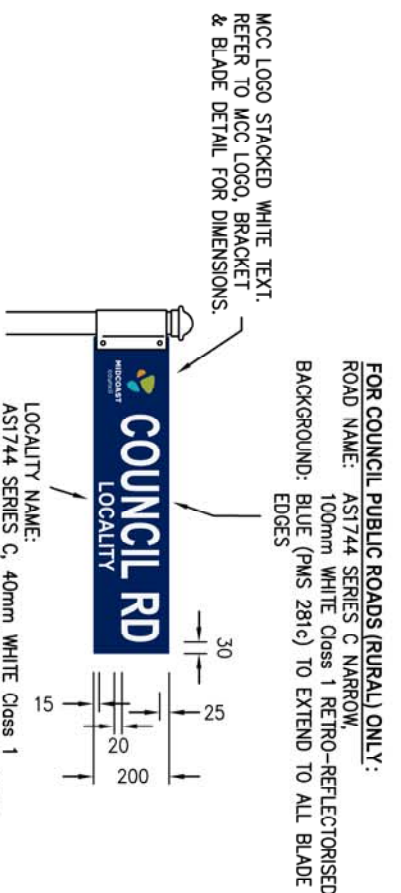


### Type MU

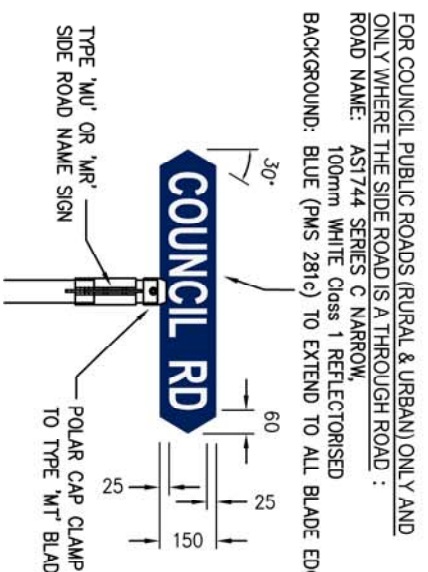


### Type MR

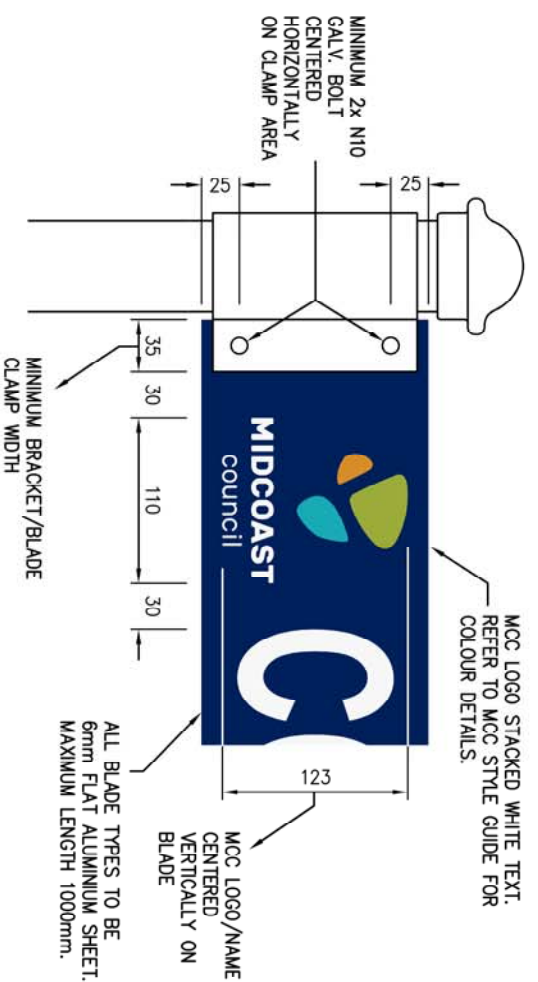


### Type MT

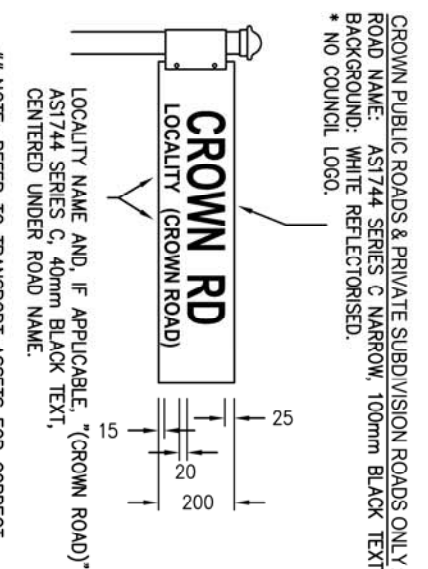
(NOT TO BE INSTALLED WHERE THE SIDE ROAD IS A NO THROUGH ROAD)



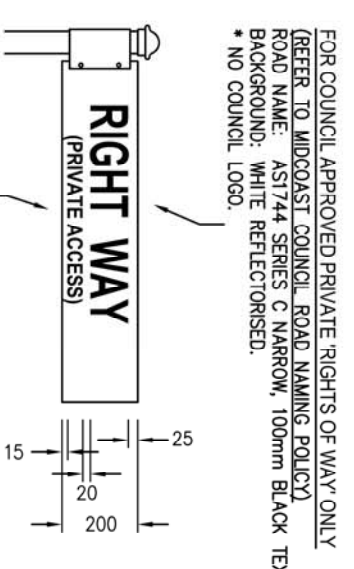
### MCC Logo, Bracket & Blade Detail



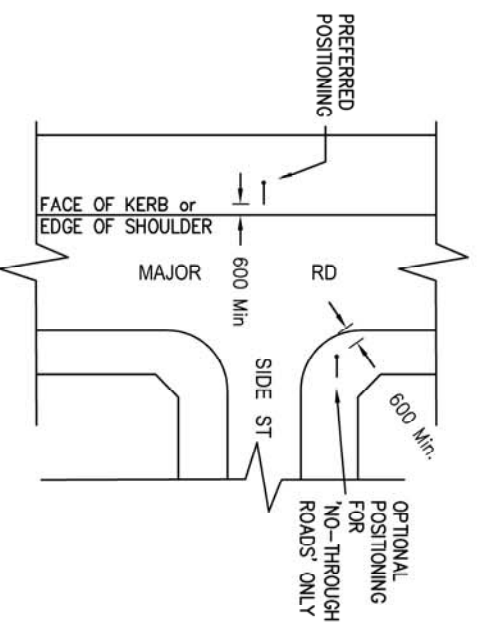
### Type C



### Type P



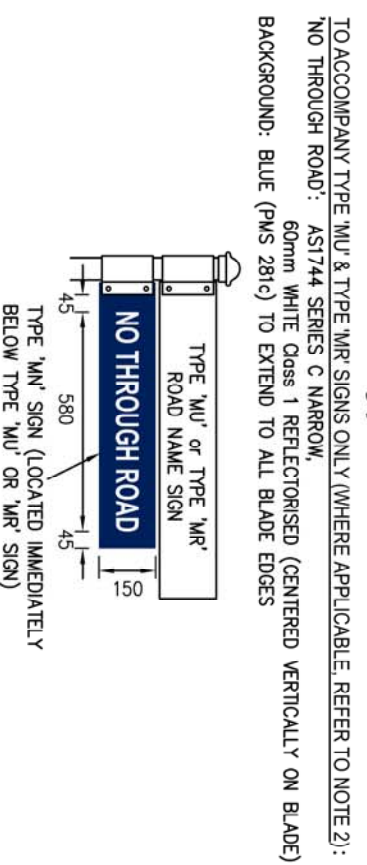
### Positioning of signs at intersections



### Notes

- ALL SIGN TYPES IN THIS STANDARD DRAWING ARE TO BE PLACED ABOVE ALL OTHER APPROVED ADDITIONAL SIGNAGE (SUCH AS DIRECTIONAL OR DESTINATION SIGNS), ANY APPROVED ADDITIONAL SIGNAGE REMAINS SUBJECT TO:
- THE SPECIFICATIONS IN THIS STANDARD DRAWING.
- DESTINATION SIGNAGE HAVING PRIORITY OVER DIRECTIONAL SIGNAGE.
- SPACE AVAILABLE ON THE POST (Refer to Note 4 below).
- TYPE 'MT' AND 'MR' SIGNS ARE NOT TO BE INSTALLED AT THE SAME INTERSECTION.
- NO BLADE LENGTH IS TO EXCEED 1000mm
- MAXIMUM OF 4 LEVELS/ROWS OF SIGN BLADES TO BE ATTACHED TO THE ROAD NAME SIGN POST. COMBINED HEIGHT OF 4 LEVELS/ROWS OF SIGN BLADES NOT TO EXCEED 650mm.
- NO WARNING OR REGULATORY SIGN IS TO BE INSTALLED ON A ROAD NAME SIGN POST
- ALL DIMENSIONS ARE IN mm UNLESS STATED OTHERWISE

### Type MN



Rev	Date	Description	Drawn	Checked	Approved on Behalf of MidCoast Council	Street No.	Revision
C	23/08/18	Type MN blade, Notes, Type C blade	RCL	DP		1	C
B	22/05/18	Type MT blade, Font style	RCL	DP		1	
A	14/12/17	Issued for construction	RCL	RH		1	SD105

AutoCAD File:	SD0105 Road Name Signage
Rev C.dwg	



Drawn	RCL
Checked	DP & SN 18/5/2018

Approved on Behalf of MidCoast Council

STANDARD DRAWING	Street No.	Revision
STREET / ROAD NAME SIGN	1	C
PLAN, SECTIONS AND DETAILS	1	SD105